

BOLD AS LOVE (L. Handrix)

A

A E F#min D A E F#min D Db

B

D A Bmin G D A Bmin G G#

C

Triads
A E F#min G G#

A E F#min D ^{Accents} A Bmin D G G#

BOLD AS LOVE (S. Hendrix)

A

Diagram A: Five guitar fretboard grids for chords A, E, F#min, D, and D. Includes fingerings and a 'pouce' (mute) instruction for the A chord.

- A:** Fretboard with notes on strings 2, 3, 4, 5. Fingering: 5 (string 2), 1 (string 3), 2 (string 4), 3 (string 5). Mute (pouce) on string 1.
- E:** Fretboard with notes on strings 1, 2, 3, 4, 5. Fingering: 1 (string 1), 2 (string 2), 3 (string 3), 4 (string 4), 5 (string 5).
- F#min:** Fretboard with notes on strings 2, 3, 4, 5. Fingering: 1 (string 2), 2 (string 3), 3 (string 4), 4 (string 5). Mute (pouce) on string 1.
- D:** Fretboard with notes on strings 2, 3, 4, 5. Fingering: 2 (string 2), 3 (string 3), 4 (string 4), 5 (string 5).
- D:** Fretboard with notes on strings 2, 3, 4, 5. Fingering: 2 (string 2), 3 (string 3), 4 (string 4), 5 (string 5).

Diagram A (continued): Five guitar fretboard grids for chords A, E, F#min, D, and D. Includes fingerings and a 'pouce' (mute) instruction for the A chord.

- A:** Fretboard with notes on strings 2, 3, 4, 5. Fingering: 5 (string 2), 1 (string 3), 2 (string 4), 3 (string 5). Mute (pouce) on string 1.
- E:** Fretboard with notes on strings 1, 2, 3, 4, 5. Fingering: 1 (string 1), 2 (string 2), 3 (string 3), 4 (string 4), 5 (string 5).
- F#min:** Fretboard with notes on strings 2, 3, 4, 5. Fingering: 1 (string 2), 2 (string 3), 3 (string 4), 4 (string 5). Mute (pouce) on string 1.
- D:** Fretboard with notes on strings 2, 3, 4, 5. Fingering: 2 (string 2), 3 (string 3), 4 (string 4), 5 (string 5).
- D:** Fretboard with notes on strings 2, 3, 4, 5. Fingering: 2 (string 2), 3 (string 3), 4 (string 4), 5 (string 5).

B

Diagram B: Five guitar fretboard grids for chords D, A, Bmin, G, and an empty grid. Includes fingerings and 'pouce' (mute) instructions.

- D:** Fretboard with notes on strings 2, 3, 4, 5. Fingering: 2 (string 2), 3 (string 3), 4 (string 4), 5 (string 5). Mute (pouce) on string 1.
- A:** Fretboard with notes on strings 2, 3, 4, 5. Fingering: 1 (string 2), 2 (string 3), 3 (string 4), 4 (string 5). Mute (pouce) on string 1.
- Bmin:** Fretboard with notes on strings 2, 3, 4, 5. Fingering: 1 (string 2), 2 (string 3), 3 (string 4), 4 (string 5). Mute (pouce) on string 1.
- G:** Fretboard with notes on strings 2, 3, 4, 5. Fingering: 2 (string 2), 3 (string 3), 4 (string 4), 5 (string 5). Mute (pouce) on string 1.
- Empty grid:** No notes or fingerings.

Diagram B (continued): Five guitar fretboard grids for chords D, D, A, Bmin, and G. Includes fingerings and 'pouce' (mute) instructions.

- D:** Fretboard with notes on strings 2, 3, 4, 5. Fingering: 2 (string 2), 3 (string 3), 4 (string 4), 5 (string 5). Mute (pouce) on string 1.
- D:** Fretboard with notes on strings 2, 3, 4, 5. Fingering: 2 (string 2), 3 (string 3), 4 (string 4), 5 (string 5). Mute (pouce) on string 1.
- A:** Fretboard with notes on strings 2, 3, 4, 5. Fingering: 1 (string 2), 2 (string 3), 3 (string 4), 4 (string 5). Mute (pouce) on string 1.
- Bmin:** Fretboard with notes on strings 2, 3, 4, 5. Fingering: 1 (string 2), 2 (string 3), 3 (string 4), 4 (string 5). Mute (pouce) on string 1.
- G:** Fretboard with notes on strings 2, 3, 4, 5. Fingering: 2 (string 2), 3 (string 3), 4 (string 4), 5 (string 5). Mute (pouce) on string 1.

G#

C

Diagram C: Four guitar fretboard grids for chords A, E, F#min, and G. Includes fingerings and 'pouce' (mute) instructions.

- A:** Fretboard with notes on strings 2, 3, 4, 5. Fingering: 1 (string 2), 2 (string 3), 3 (string 4), 4 (string 5). Mute (pouce) on string 1.
- E:** Fretboard with notes on strings 1, 2, 3, 4, 5. Fingering: 1 (string 1), 2 (string 2), 3 (string 3), 4 (string 4), 5 (string 5).
- F#min:** Fretboard with notes on strings 2, 3, 4, 5. Fingering: 1 (string 2), 2 (string 3), 3 (string 4), 4 (string 5). Mute (pouce) on string 1.
- G:** Fretboard with notes on strings 2, 3, 4, 5. Fingering: 2 (string 2), 3 (string 3), 4 (string 4), 5 (string 5). Mute (pouce) on string 1.



BOLD AS LOVE

(2)

Grout 4

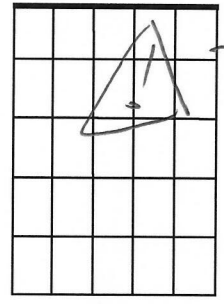
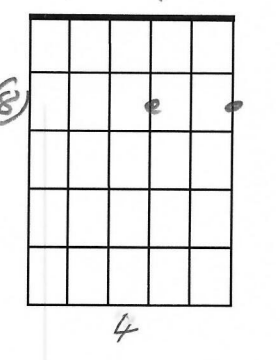
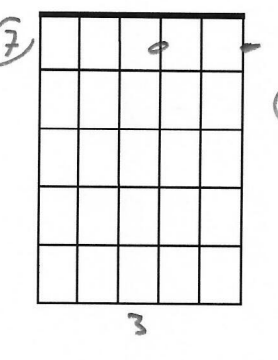
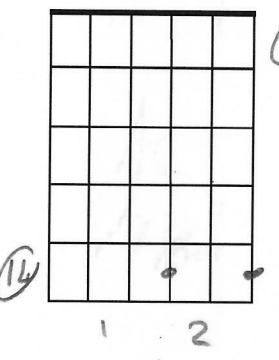
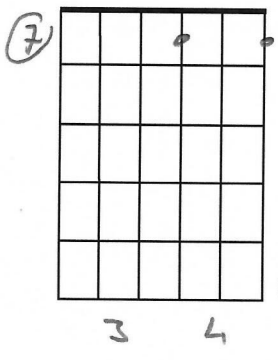
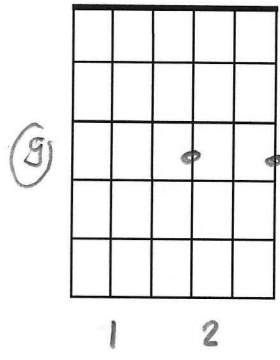
s/A

s/E





s/F#min

s/G

s/G#



Tout est joué en intervalles de sixtes




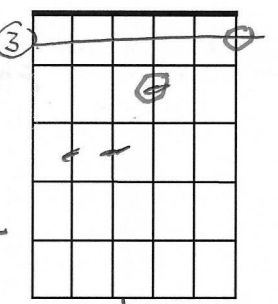
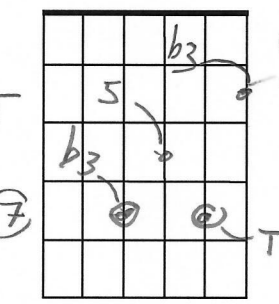
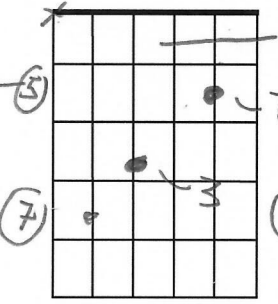
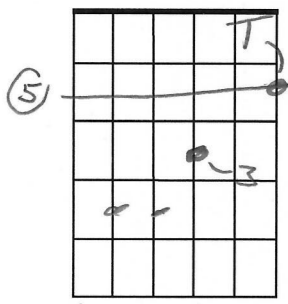

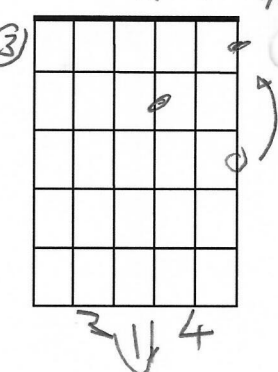
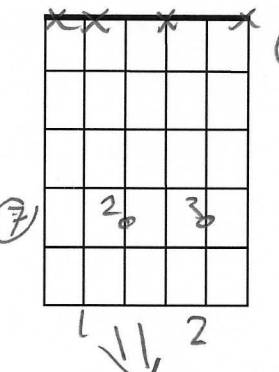
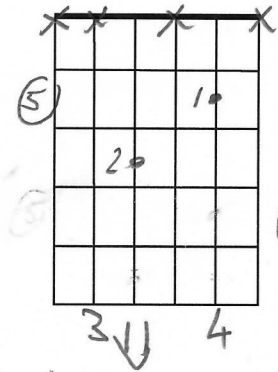
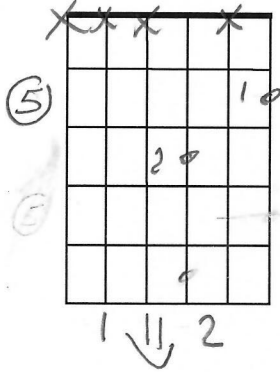
Grout 2

s/A

s/E

s/F#min

s/G + G#


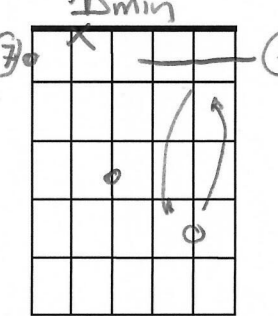
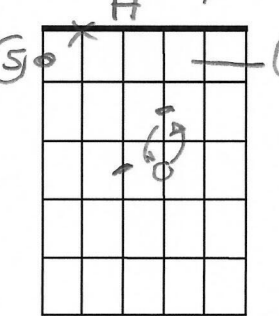
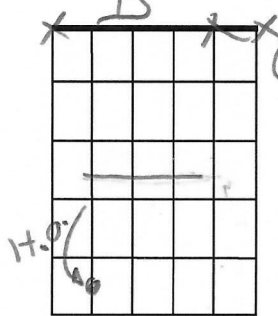
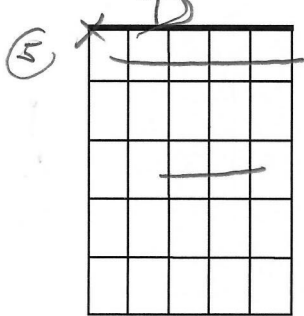


(A en pos. de E)

(E en pos. de C)

(F#min en pos. de D)

(G en pos. de E)



3 et (4) et

et

1 2

3 4

1 2

retour sur partie [A]