

# BABE I'M GONNA LEAVE YOU

## INTRO

4/4 2x

Amin(7) | C<sup>(AM7)</sup>/G | D/F# D7/F# | F E

## VERSE

4x

Amin(7) | C<sup>(AM7)</sup>/G | D/F# D7/F# | F E

F6 F | E7 E

Amin(7) | C<sup>(AM7)</sup>/G | D/F# D7/F# | F E

Amin Amin7 Amin

1 dot 2 dot (3) dot (4) dot

Amin Amin7 Amin

## BRIDGE (joué avant le couplet qui masse)

Amin<sup>9</sup> Amin7 | A7<sup>sus4</sup> Amin/A

Amin<sup>9</sup> Amin7 | A7<sup>sus4</sup> Amin/A

## VERSE (QUE MASSE) (joué en "strumming")

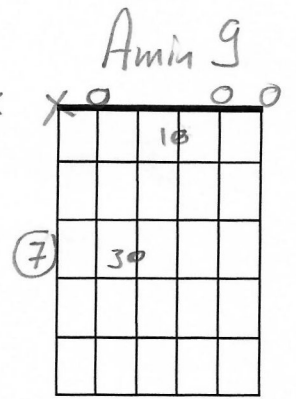
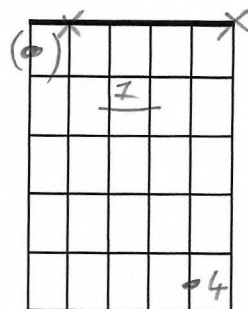

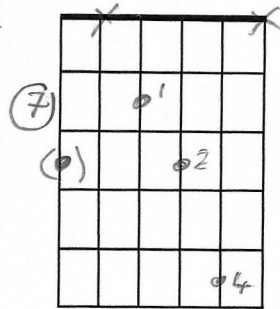
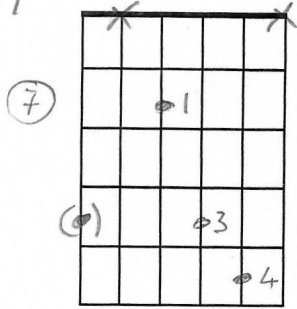
Amin C/A D/F# F E 4x

F E

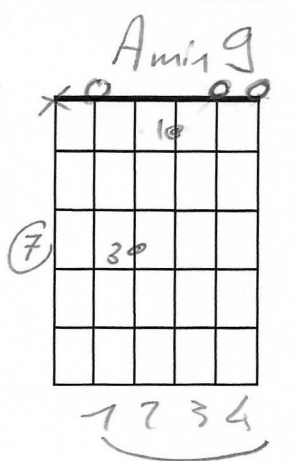
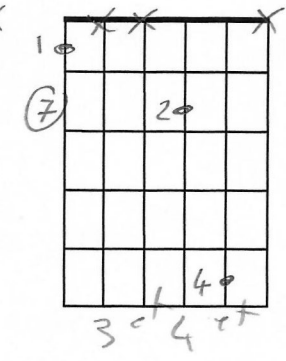
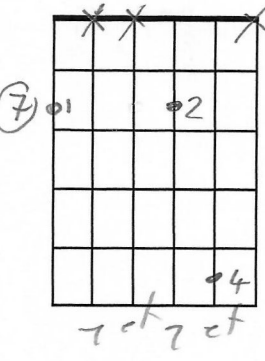
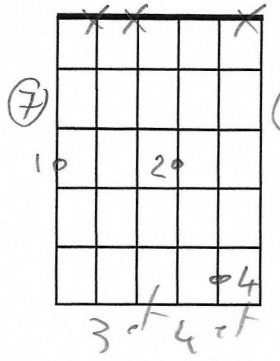
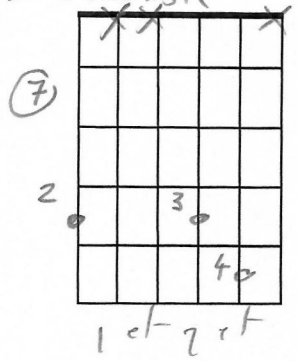
END

# Rabe I'm Gonna...

a) avec bassiste



b) sans bassiste



A 3x5 grid of empty 6-string guitar chord diagrams for practice. Each diagram is a 6x4 grid representing the strings and frets of a guitar.